



Rechargeable Battery And Cell Phone Recycling Program Guidelines

University of Missouri
Environmental Health and Safety
573-882-3736
<http://ehs.missouri.edu/hazmat@missouri.edu>

Sustainability Office
573-884-9319
<http://sustainability.cf.missouri.edu/>



Sustainability Office
University of Missouri

Step 1: Understand What Is Acceptable For Recycling

- Rechargeable batteries each weighing less than 11 lbs
 - Nickel Cadmium (Ni-Cd)
 - Nickel Metal Hydride (Ni-MH)
 - Lithium Ion (Li-Ion)
 - Nickel Zinc (Ni-Zn)
 - Small Sealed Lead Acid (SSLA/Pb)
- Cell Phones (and their batteries) - regardless of size, make, model or age.

Step 2: Build the Box



Remove shrink wrap. Pull and lift front flap.

Step 2: Continued




Insert header tabs into top slots and side flaps into back slots. Ensure bags are neatly positioned.

Step 3: Display the Box



Display the box in a location overseen by staff/students. Date and attach a Universal Waste Label (see separate instructions).

Step 4: Bag It



Insert a battery or cell phone in a provided bag. For big batteries, or if no bag is available, cover terminals with non-conductive tape.

Step 5: Seal It



Remove plastic strip from top of bag and seal.

Step 6: Box It



Deposit sealed bag into the box.

Step 7: Filled/Dated Box



When the box is full (do not exceed 50 lb limit) or 6 months have elapsed since the start date, submit a request for service.

Step 8: Request Service





At 6 month intervals Environmental Health and Safety or Sustainability Office staff members, or student volunteers with Sustain Mizzou, will check your box and empty or replace it as necessary.

You may also request immediate service by calling the Sustainability Office at 573-884-9319.







call2recycle®

Examples of Recyclable Batteries

Lithium Li-ion	Lead Acid Pb Acid	Nickel – Cadmium NiCd	Nickel Metal Hydride NiMH
Used mainly in consumer electronics	Used in various electrical equipment	Used in various power tools	Used in various consumer electronics
			
Place in battery recycling box.	If <11 lbs, place in battery recycling box. If >11 lbs, send to Surplus Property.	Place in battery recycling box.	Place in battery recycling box.

Examples of Non-Recyclable Batteries

Button	Lithium	Leaking Lead Acid	Alkaline
Silver (Ag), Lithium (Li), Mercury (Hg)	Li Primary	Pb Acid	AA, AAA, C, D, 9V
Used in watches, hearing aids, and calculators	Used in non-rechargeable consumer electronics	Used in various electrical equipment	Used in non-rechargeable consumer electronics
			
EHS collects for disposal. Telephone for pickup.	EHS collects for disposal. Telephone for pickup.	EHS collects for disposal. Telephone for pickup.	EHS does not collect. Discard with regular trash.

Universal Waste Label Instructions

- Affix one label to each collection container immediately before you begin using the container.
- Affix the label to the accumulation container such that:
 - The label is visible from the front of the container.
 - The label is oriented properly (the top of the label is "up").
- Mark an "X" in the box to the left of "UNIVERSAL WASTE – BATTERY(IES)."
- On the line immediately following "ACCUMULATION START DATE," write the complete date (Month/Day/Year) that you began to accumulate batteries in the container.

<h3>UNIVERSAL WASTE</h3> <p>FEDERAL LAW PROHIBITS IMPROPER DISPOSAL THE FOLLOWING MATERIALS ARE REGULATED AS A UNIVERSAL WASTE IN ACCORDANCE WITH 40 CFR PART 273.</p> <p><input checked="" type="checkbox"/> UNIVERSAL WASTE - BATTERY(IES) <input type="checkbox"/> UNIVERSAL WASTE - MERCURY THERMOSTAT(S) <input type="checkbox"/> UNIVERSAL WASTE - PESTICIDE(S) <input type="checkbox"/> UNIVERSAL WASTE - LAMP(S)</p> <p>ACCUMULATION START DATE: <u>Month/Day/Year</u></p> <p>_____ _____</p> <p><small>D.O.T. PROPER SHIPPING NAME AND UN OR NA NO, WITH PREFIX (REQUIRED DURING TRANSPORT, WHEN MATERIAL IS ALSO REGULATED BY 49CFR PARTS 172-180)</small></p> <p style="text-align: center;">HANDLE WITH CARE!</p> <p><small>Style UW02 © 2003 LABELMASTER® (800) 621-5808 www.labelmaster.com</small></p>
--